

Name: _____

School: _____

You will learn all about the **Visual Elements** when studying Art and Design.

The **Visual Elements** are the building blocks that artists use to create a work of art!


There are 7 Visual Elements: **Line, Colour, Tone, Texture, Pattern, Shape and Form.**

In this worksheet we will look at 3 Visual Elements.

Line

Line is the foundation of all drawing. It is the first and most versatile of the visual elements. Line in an artwork can be used in many different ways. It can be used to suggest shape, pattern, form, structure, growth, depth, distance, rhythm, movement, emotions and much more.

You can use different words to describe how an artist has used line.
You can see some examples below.

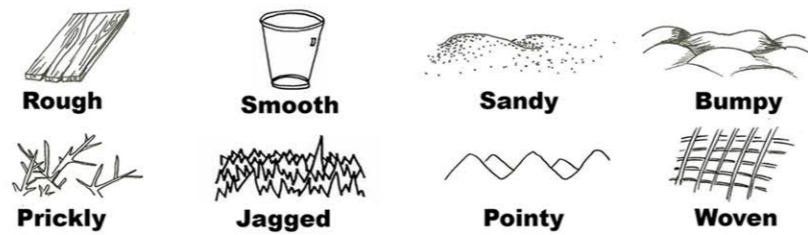


Can you think of any other examples of line? Draw them in the boxes below.



Texture

Artists use skilful painting and drawing techniques to create the illusion of texture in their artwork. Below are examples of how an artist might draw texture.



Use your artistic skills to draw texture in the boxes below. You can look for examples of these textures in your house, or you can use the internet to copy examples of a rocky, furry and scaly texture.

Rocky **Furry** **Scaly**



Colour


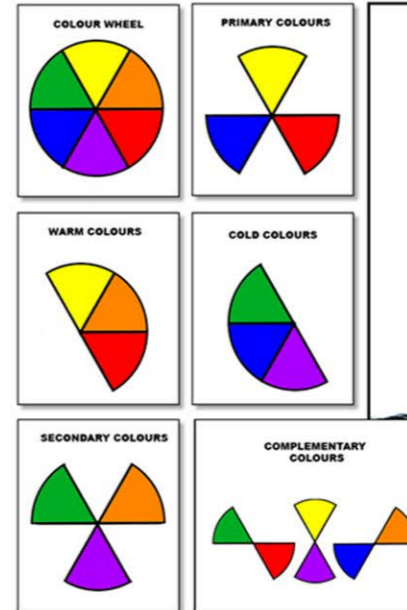
Colour is very important when creating an artwork. It can be used to create light, show emotion and to make your artwork eye catching. Can you think of some other reasons that colour is important when creating artwork?

Below you can see the colour wheel. You will be able to see how the colour wheel is split into primary and secondary colours. You will also be able to see that there are warm colours, cold colours and contrasting colours.

Use the colour wheel to help you create an eye-catching sky above Springburn Academy. To draw your sky you must use either:

- Cold colours
- Warm colours
- Complementary colours

You can use colour pen, crayons, pencils or whatever you have in the house!



**What kind of colours did you use to draw your sky?
I used _____ colours to draw the sky.**

DRAW YOUR PICTURE IN THIS BOX.



You are now going to combine the three Visual Elements of Line, Texture and Colour to create a drawing. For example, you might decide to draw a fish using curved lines, scaly texture and cold colours.

What kind of lines did you use?

What kind of colour did you use?

What kind of texture did you use?
